




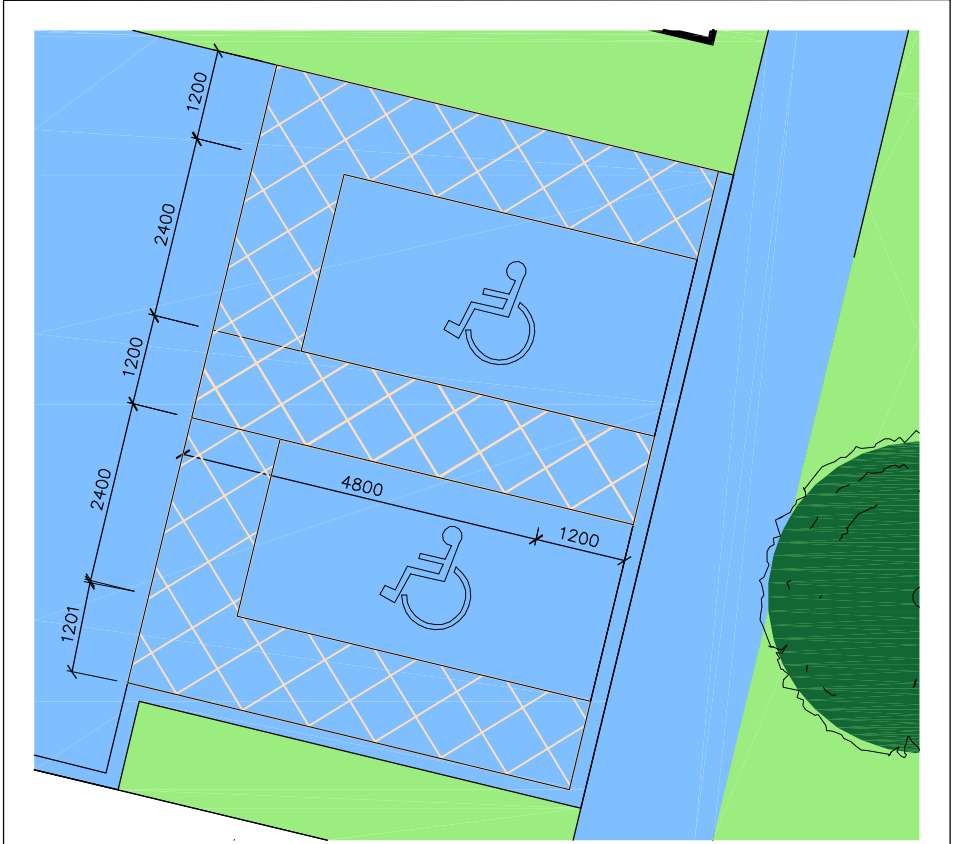





Key to Surfacing and Planting

-  Existing PC Paving slab
-  Tarmac Roads and Footpaths
-  Seeded Grass
-  Decking
-  Prunus Kursar 12L Pot 150-200cm height

NB All Seeding and Planting by SCCC specialist gardening/maintenance team

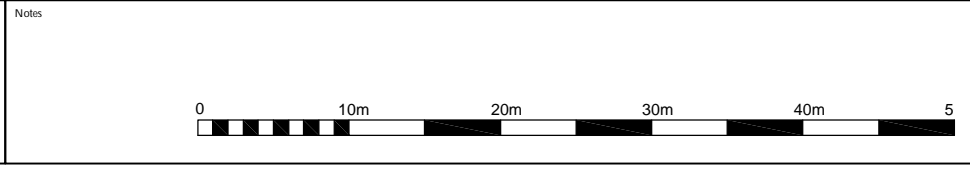


Disabled Parking Setting Out Plan @ 1:100



Note:
Do not scale this drawing.
All levels and dimensions are to be checked on site.
This drawing is to be read in conjunction with all relevant consultants' requirements, drawings and specifications.
Any discrepancies between consultants' drawings to be reported to the Contract Administrator before any relevant work commences.

Copyright: 2012 Miller Bourne



PLANNING	Sussex County Cricket Club North End Units						
	Site Layout (Planning Conditions)						
Scale	1:500 @ A3	Job No	4367	Drawn	AD-68	Checked	C ^{BV}

MILLERBOURNE ARCHITECTS
332 Kingway
Hove East Sussex
BN3 4CW
T: 01273 411399
F: 01273 411464
design@miller-bourne.co.uk